

## PHOTO REFERENCE GUIDE



### QUALITY NURSERY STOCK

Caliper Trees - Pot in Pot

Field Grown Trees & Evergreens

Containerized Hardy Herbaceous & Woody Plants

*Serving the Okanagan for over 20 years*

TO ORDER CALL - 778.477.2283



### Availability at your Fingertips

This book is a guideline only

Please visit our website to view our current availability

<http://www.foxglovenurseries.com/plant-availability>

### Wholesale Policy

Wholesale pricing is available only to legitimate landscapers, contractors and nurseries/garden centers

Pricing is subject to change

### Remember:

Plants are living organisms which will perish if not given adequate and appropriate care.

**TO ORDER CALL - 778.477.2283**

# Foxglove Nurseries

## Table of Contents

Terms and conditions.....	4
Shrubs.....	5
Caliper trees.....	42
Evergreens.....	68
Grasses.....	78
Vines.....	84
Perennials.....	87

Mailing Address / Shipping Address:  
 2360 Saucier Road  
 Kelowna, B.C. V1W 4B8

Phone: 778-477-2283  
 Email: [sales@foxglovenurseries.com](mailto:sales@foxglovenurseries.com)

Wholesale hours of operation during regular season:  
 8:00 a.m. - 3:00 p.m. Monday to Friday  
 7:00 a.m. - 8:00 a.m. PRE-ORDER PICKUP ONLY  
 Closed weekends and statutory holiday

Nursery is open from March to November  
 October 15th– End of March 8am-3pm

Members of:

- Canadian Nursery Trades Association
- B.C. Landscape & Nursery Trades Association
- Canadian Ornamental Plant Foundation
- BCLNA
- CNCI

**CALL OR CHECK WEBSITE FOR CURRENT AVAILABILITY & PRICING**

## **TERMS & CONDITIONS OF SALE**

### **TERMS**

Net 30 days to those with established accounts, otherwise cash, debit card or credit card (all credit card transactions will have a 2.4% surcharge). Interest is charged at the rate of 5% per month on overdue accounts. Overdue accounts will automatically turn over to COD until brought back to current standing. Customers not making annual purchases will be requested to re-apply for an account. Accounts that do less than \$1000 business in one season will be turned over to COD terms. All accounts must be paid by the end of the season or will be subject to a 5% per month late payment charge.

### **GUARANTEE**

All stock is guaranteed true to name. Seller gives no other warranty, expressed or implied. Condition, growth and production after pick up or delivery is the responsibility of the buyer. No returns.

### **HOLDING POLICY**

Confirmed orders placed with Foxglove Wholesale Nursery will be held at no charge for a maximum of 30 days. After 30 days, a 10% non refundable deposit will be charged to continue holding material, otherwise plants will be returned to stock. Additional maintenance holding fees may be charged depending on length of time plants are to be held.

### **SHIPPING**

All goods travel at purchaser's risk and expense. After goods are delivered to forwarders, our responsibility ceases. Customers who give us no shipping instructions agree to let us use the carrier of our choice, without responsibility on or part. Freight charges will be invoiced by Foxglove Wholesale Nursery at the time of shipment and are due on receipts. A Foxglove Wholesale Nursery delivery truck is available at an hourly rate for delivery. COD account holders must pay for orders prior to shipping.

### **PICK UP ORDERS**

Customers picking up their orders are required to give us at least 48 hours notice prior to pick up. Please ensure you arrive with tarps or other suitable coverings to protect your plants on your truck as even a short trip without proper care can kill nursery stock.

### **PRICES**

Our prices are wholesale trade only and are subject to change without notice. Prices may vary depending on sources. All prices quoted are F.O.B. Foxglove Wholesale Nursery locations.

### **CLAIMS**

Nursery stock is to be inspected by the purchaser upon receipt. All claims must be made within 2 business days.

### **ROYALTIES**

Royalties are applicable to all COPF listed plant material.

### **CANCELLATIONS**

A restocking fee of 35% will apply for canceled orders in progress/prepared in our shipping dock. The buyer may not cancel this order unless such cancellation is expressly agreed to in writing by the seller. In such event, the seller will advise the buyer of the total charge, if any, for such cancellation and the buyer agrees to pay such charges.

**To Order Call: 1-778-477-2283**

## Shrubs



**CHECK FOR DROUGHT TOLERANT PLANTS :**

### ACER GINNALA

**AMUR MAPLE -** A graceful shrub or small tree with slender branches. Delicate leaves are medium green with brilliant orange to bright red autumn color. 15 ft high with equal spread. **Zone 3.**



### AMELANCHIER ALNIFOLIA

**SASKATOON/ SERVICEBERRY -** Works well in a natural setting, fruit is edible, tolerates harsh climates and alkaline soil. Single white blossoms in spring. 10 - 15 ft high with equal spread. **Zone 2.**



## ARCTOSTAPHYLOS UVA URSI

**KINNIKINICK** - Outstanding evergreen ground-cover that does best in sandy infertile soils. Very salt tolerant. Has small pink flowers followed by bright red fruit. Grows to 6 inches high, spreads well. **Zone 2.**



## ARONIA MELANOCARPA

**BLACK Chokecherry** - Red and purple fall foliage. White spring flowers. Black fruit attracts birds. An adaptable, deer resistant plant. Grows 5' - 7' and 4' - 5' wide. **Zone 3.**



## BERBERIS THUNBERGII

**AUREA NANA - Golden Dwarf Barberry** - Is a dense, compact shrub that originates from eastern Asia and Japan. Its small, attractive, golden-green leaves turn orange-yellow in the fall. Bright red berries which are attractive to birds, appear in late summer to fall and persist into winter. Grows 2 - 3' tall and wide. **Zone 4**



**CHERRY BOMB Barberry -**

Compact shrub with striking burgundy-red leaves and brilliant scarlet fall color; this spiny shrub can be used in a hedge as a deterrent to trespassers; best color in full sun. Grows 4' high and 4' wide. **Zone 4.**



**CONCORD Barberry –** A tidy ball with velvety, deep purple foliage. Grows 18 inches tall and wide. **Zone 4.**



**ROSE GLOW Barberry -** Spectacular shrub with mottled red, green, white & pink leaves. Has bright red berries in fall which persist through winter. Does best in full sun. Grows 5-6 ft high with similar spread.

**Zone 3.**



**ROYAL BURGUNDY Barberry -** Velvet-like rich burgundy color foliage, darkens to even richer hues in fall. Bright red berries. Tidy compact form with spreading habit is versatile for filling out planting areas in group or masses. Full sun. Moderate grower to just 2ft tall, spreading to 3ft wide. **Zone 4.**



**RUBY CAROUSEL Barberry** - A low rounded, red leaved barberry with excellent uniformity. A great choice for low hedges or foundation plantings. Full sun. Grows 3ft tall and wide. **Zone 4.**



## BUDDLEIA DAVIDII

**BLACK KNIGHT Butterfly Bush** - This is the darkest flowering variety, almost a grape violet, and sweetly fragrant, blooming from early summer through fall. Grows best in full sun. Fast growing to 6 ft tall. **Zone 5.**



## BUDDLEIA HYBRID

**LO & BEHOLD 'Blue Chip Jr'** - The next generation of 'Blue Chip' - young junior is smaller, less brittle and has attractive silver-green leaves. 20-28 inches tall and wide. **Zone 5**



**MISS MOLLY**— Sangria-red summer flowers attract butterflies and hummingbirds. Compact. Fragrant and deer resistant. Grows 4-5' Tall and wide. **Zone 5.**



## BUXUS

### WINTER GEM BOXWOOD -

Glossy leaved, densely branched shrub with bright green new spring growth. Excellent hedging plant. 3-4 ft high with 4 ft spread.

**Zone 5.**



### GREEN GEM Boxwood -

'Green Gem' is a hybrid boxwood cultivar, that is noted for its globular shape and excellent winter hardiness. Grows 18-24 inch tall and wide. **Zone 4.**



### GREEN VELVET BOXWOOD -

Superb low growing boxwood. Needs little pruning. Compact form with small leaves. Ideal for hedges & borders. 3 ft high x 3 ft wide.

**Zone 4.**



## CARYOPTERIS



**BLUE MIST BLUEBEARD-** Attractive compact, mounding grower with fragrant powder blue blooms. Long blooming season

Grows 2.5-3' tall and wide.

**Zone 5.**

## CARYOPTERIS



**SUNSHINE BLUE II BLUEBEARD**- Bright yellow foliage; blue flowers in late spring through autumn; improved hardiness.



## CORNUS SERICEA

**IVORY HALO - Variegated Dogwood** - The same light green and white foliage and brilliant red winter stems of the regular form, but only two-thirds the size. Grows 5' tall and wide.

**Zone 3.**



**ARCTIC FIRE - Red Twig Dogwood - Proven Winner.** Green leaf with rich red stems in fall through winter and early spring. Compact and non-suckering. Grows 2 - 4 ft with equal spread.

**Zone 3.**



**ARCTIC FIRE - Yellow Twig Dogwood - Proven Winner.** Green leaf with rich yellow stems in fall through winter and early spring. Compact and non-suckering. Grows 4-6 ft with equal spread. **Zone 2.**



PW  
PROVEN  
WINNERS

**RED OSIER Dogwood** - Bright red stems, eye-catching in a winter setting. Excellent for mass plantings. 8 ft high with 5 - 10 ft spread. **Zone 3.**



## COTINUS COGGYRIA

**Winecraft Black Smoke Bush**- round leaves emerge rich purple but as summer's heat comes on, they turn a deep near-black tone and finally light up in an array of reds and oranges in fall.. 4-6 ft high with equal spread. **Zone 4.**



PW  
PROVEN  
WINNERS



**Winecraft Gold Smoke Bush -** Waxy leaves emerge a sunny orange, soon take on a golden hue, then mature to a cheerful char-treuse for the season. Grows 4'-6' tall and wide. **Zone 5.**

PW  
PROVEN  
WINNERS

## COTONEASTER



### **DAMMERI Cotoneaster -**

Roots readily where branches touch the ground. One of the best ground covers. Excellent on slopes and gentle banks. Less than 1 ft high with 4 ft spread.

**Zone 5.**



### **DAMMERI 'CORAL BEAUTY' -**

Evergreen, fast growing ground cover with oval, glossy, bright green leaves and bright red fruit. This plant prefers well drained acidic soil that is slightly rocky. Grows 1 - 2' tall X 6' wide. **Zone 5.**



**HORIZONTALIS - Rock Spray Cotoneaster -** Glossy green foliage turning reddish purple in the fall. Works well as a groundcover or bank stabilizer. Grows 3 ft high with 5 - 8 ft spread. **Zone 5.**



**LUCIDUS - Hedging Cotonaster** - Lustrous dark green leaves with yellow red combinations in the fall. Excellent for hedges, screening or in group plantings for color. 9 ft high with 7 ft spread. **Zone 2.**



## EUONYMUS

**BURNING BUSH- Compacta—**prized for its intense scarlet red fall coloring. The interesting, compact, mounded form displays attractive rich green leaves spring through summer. Grows 6'-8'- tall , 8'-10' Wide. **Zone 4.**



## EUONYMUS ALATUS

### **BURNING BUSH– Winged -**

Excellent in hedges, groups or as a specimen plant. Winged bark adds to the winter landscape. Fall color is exceptional red. Grows 10 ft high with 6-10 ft spread.

**Zone 3.**



PW  
PROVEN  
WINNERS



### **BURNING BUSH - 'Fireball' - Proven Winner.**

Compact burning bush with tighter branching and superior stem hardiness. Grows 5 - 7 ft and 3 - 4 ft wide. **Zone 3.**

## EUONYMUS FORTUNEI



### **EMERALD GAIETY Euonymous -**


Semi-evergreen with deep green foliage margined with white. A low growing shrub with a tight branching habit. Grows 4 ft high x 4 ft spread. Will also climb walls and structures. **Zone 5.**

**EMERALD AND GOLD Euonymous -** Semi-evergreen with deep green foliage margined with yellow. A low growing shrub with a tight branching habit. Grows 2 ft high with 4 ft spread. **Zone 5.**



## EUONYMUS

**TURKESTAN BURNING Bush** - An attractive semi-evergreen dwarf plant with narrow leaves with slightly weeping branches. Flowers pink seed capsules in spring. Fall color is pinkish-red. Grows 3' tall X 3' wide. **Zone 3.**



## FORSYTHIA



**OVATA 'NORTHERN GOLD'** - Earliest blooming forsythia. Very hardy. Useful as a shrub and in massing and groupings. Grows 7 ft high with 7 ft spread.

**Zone 4.**



**X INTERMEDIA 'SHOW OFF STARLET'** - This dwarf forsythia is a mass of bright yellow spring flowers from base to tip.

Improved flower display compared to older varieties. Grows 2'- 3' tall and wide.

**Zone 4.**

## HIBISCUS SYRIACUS

**HIBISCUS SYRIACUS** - Rose of Sharon - This hardy strong growing plant not only attracts Hummingbirds and Butterflies but is also Deer resistant. Blooming mid to late summer. Grow 8 - 12 ft high and 5 ft wide. Check our on line availability for on hand varieties. Blue Satin is shown here. **Zone 5.**



## HIBISCUS SYRIACUS



**LIL KIM'** - Say hello to the first dwarf Rose of Sharon! Lil Kim is unique little shrub with dainty little white flowers punctuated with a showy red eye. Dwarf. Deer resistant.

Grows 3-4' tall and wide. **Zone 5.**

**'LIL KIM RED'** - This newest addition to the Lil' Kim series has a compact habit and rich, deep rosy-red flowers.

Grows 3-4' tall and wide. **Zone 5.**

**'LIL KIM VIOLET'** - It has the same compact habit but with plum-violet flowers accented by a red eye. **Zone 5.**



## HYDRANGEA ARBORESCENS

### **ANNABELLE Hydrangea -**

Low growing rounded shrub. Has large white flower clusters in summer. Will tolerate sun. Grows 5 ft high with 3 ft spread.

**Zone 3.**



**INCREDIBALL Hydrangea -** This plant produces huge flowers (as much as 12" across) is reliable and beautiful. Very cold hardy. Blooms on new growth so even very cold winters won't keep it from blooming. Massive flowers bloom in summer, and are held up by very sturdy stems. Prune back in late winter/early spring. Very hardy and reliable. Good for cut flowers. Grows 4—5' high. **Zone 3.**

**INVINCIBELLE RUBY-**

Dark, near –red flower buds open to a two toned combination of bright ruby red and silvery pink. Dark green foliage and strong stems ensure outstanding performance. Strong rebloomer. Grows 3-4' tall and wide. **Zone 3.**



**PW**  
PROVEN  
WINNERS

**INVINCIBELLE WEE WHITE-** It reaches just 1-2.5' tall and is covered in pure white mop-head flowers from summer to fall. The blooms start white and age to shades of green and pink - and they keep coming, with fresh buds being produced through autumn. Strong stems prevent flopping. Prune in early spring, reducing height by about a third. Grows 1-2.5' tall and 2-3' wide. **Zone 3.**



**PW**  
PROVEN  
WINNERS

## HYDRANGEA MACROPHYLLA



**WEE BIT GIDDY-** Red-Pink Mophead blooms, tight compact growth, glossy – disease resistant foliage and strong stems. Re-blooming, red-pink flowers can also be turned dark violet-purple when treated with aluminum sulfate. Grows 2' tall x 2.5' wide. **Zone 5.**

**PW**  
PROVEN  
WINNERS

## HYDRANGEA MACROPHYLLA

### NIKKO BLUE Hydrangea -

Superb shrub. Handsome foliage on boldly branched mounded form. Abundant showy blue globe-shaped flowers in late summer. Grows 4 - 6 ft high and wide.

**Zone 5.**



### PINK BEAUTY Hydrangea -

Hardy and drought tolerant with 4" round pink blooms deepening toward crimson with age. Stems and young leaves are purplish in color. Grows 4' high & wide. **Zone 5.**

## HYDRANGEA PANICULATA

PW  
PROVEN  
WINNERS



### BOBO Hydrangea-

Loads of flowers on a tiny plant! Bobo is a delightful plant that is engulfed by large white flowers in summer. In fall they can turn pinkish. Grows 30-36 inches tall and 36-48 inches wide. **Zone 3.**

## HYDRANGEA PANICULATA



**PW**  
PROVEN  
WINNERS

**FIRELIGHT Hydrangea**-Upright panicles are packed with flowers which transform from pure white to rich pomegranate-pink. Its thick, sturdy stems hold up the beautiful flowers so they are prominently displayed in the garden. Grows 6'-8' tall and wide. **Zone 3.**

### **LIMELIGHT Hydrangea -**

An exciting new hardy hydrangea. Limelight has unique bright green blooms in mid-summer that holds its bright and refreshing color right into fall, when the blooms change color to a rich deep pink. Full sun to light shade. Grows to 6 to 8ft high and wide. **Zone 3.**  
**ALSO AVAILABLE IN LITTLE LIME GROWING 3 - 5' tall and wide.**



**PW**  
PROVEN  
WINNERS

## HYDRANGEA SERRATA



### TUFF STUFF AH-HA

Dinner plate-sized blooms encircled with a ring of waterlily-like double florets in blue or pink. Exceptional rebloomer. Great for containers. Grows 2'-3' Tall and wide.

**Zone 5.**

## ITEA VIRGINICA 'LITTLE HENRY'



This compact Sweetspire starts out the summer with a beautiful display of fragrant white flowers that blanket the shrub. As summer progresses shiny, disease-free foliage appears until



fall when the foliage turns a stunning garnet-red. Grows 2-3' tall and wide. **Zone 5.**

## KERRIA JAPONICA 'PLENIFLORA'

**Double Flowering Japanese Kerria** - Large shrub with arching branches. Grows to 6 ft tall x 4 ft wide. Perfect choice for shady spot. Double yellow pom-pom flowers in spring, stems stay green in winter.

**Zone 5.**



## LIGUSTRUM VULGARE 'CHEYENNE'

**Cheyenne Privet** - Dark green, lance shaped leaves. Fragrant white flowers followed by round blue-black fruit. This shrub is a perfect choice for borders and hedging. Grows up to 10 ft high and wide.

**Zone 5.**



## MAGNOLIA STELLATA

**ROYAL STAR Magnolia** - Upright, densely branched shrub with large fragrant white star-shaped double flowers appearing before foliage in spring. Moderate grower to 10 - 15 ft tall, 10 - 12 ft wide. **Zone 5.**



## MAHONIA AQUIFOLIUM

**Oregon Grape** - Glossy ever-green foliage, red-dish bronze when unfolding, purplish bronze in the fall. Bright yellow flowers form into blue black berries. Grows 3 - 6 ft high with equal spread.

**Zone 4.**



## PHILADELPHUS LEWISII

**Native Mock Orange** - Spreading shrub with arching branches. Branches of fragrant, single, cup shaped white flowers are produced in early or midsummer. Grows 10 ft high with equal spread.

**Zone 3.**



## PHILADELPHUS X VIRGINALIS

**MINNESTOTA SNOWFLAKE Mock Orange** - Perfect white fragrant flowers, not particular about soil, needs full to partial sun. Grows 6 - 8 ft high with a 5 - 6 ft spread. **Zone 2.**



## PHYSOCARPUS OPULIFOLIUS



**'Dart's Gold'** - is a compact deciduous shrub with bright yellow leaves when young, turning greener, and clusters of small, cream or pink-tinged flowers in early summer. Grows 4' - 5' high and 3' wide. **Zone 3.**

**LUTEUS - Golden Ninebark** - Bright yellow foliage becomes yellow green in summer, peeling bark adds winter interest. Useful as a screen or in a hedge. Grows 8 ft high with 8 ft spread. **Zone 2.**



**MONLO - Diablo Ninebark -**

Long arching branches display reddish-purple foliage. A rounded shrub that should be planted in full sun to achieve best foliage color. Attractive pink flowers in early summer followed by a red seed. Grows 8-10 ft high with equal spread. **Zone 4.**

**COPPERTINA - Ninebark -**

Loose and informal habit. Can be pruned heavily to form dense shrub or open small tree-like form. Pink-white flowers in summer and glorious rich red fall foliage. Best foliage color in full sun. Grows 8-10' high and 4-6' wide. **Zone 3.**



**PW**  
PROVEN  
WINNERS



**TINY WINE-** A new dwarf ninebark that is smaller than others in the market, Tiny Wine is extra bushy, with small, refined leaves. The dark maroon foliage is colorful all season, and contrasts beautifully with the white flowers in late spring. Good in containers. Grows 3'-4' tall and wide.

**Zone 3.**

**PW**  
PROVEN  
WINNERS

**TINY WINE GOLD-** A new gold version of tiny wine with the same bushy habit and small refined leaves. This is a heavy blooming plant. Good mildew resistance. Grows 3-4' tall and wide. Good in containers or small spaces. **Zone 3.**



**PW**  
PROVEN  
WINNERS

## POTENTILLA FRUTICOSA



### **ABBOTSWOOD Potentilla -**

One of the best white potentillas, dark foliage, spreading habit, needs full sun for best flowering. Grows 3 ft x 3 ft.

**Zone 2.**

## RHODODENDRON

### **HELLIKKI Rhododendron-**

broadleaf evergreen shrub featuring large showy dark violet-red flowers appear on even young plants. ; absolutely must have well-drained, highly acidic soil. Grows 5' tall and wide. **Zone 4.**



### **PURPLE PASSION Rhodo-**

**dendron** - Beautiful large purple blooms with dark red spots. Purple passion is upright and vase-shaped, with deep green leaves. Grows 5' tall and wide. **Zone 4.**


## RHODODENDRON

**RAMAPO Rhododendron-** Dense-growing evergreen shrub has very dwarf compact habit. showy clusters of bright lavender-purple flowers from early to mid-spring. Grows 3' tall X 4' wide. **Zone 4.**



### **RHODODENDRON PJM**

**ELITE** - A hardy evergreen shrub bearing bright pinkish-lavender flowers in the spring. The dark green foliage turns plum color in the fall. The most vigorous and upright-growing of the PJM clones. Very cold and heat tolerant. Grows 5-6' with equal width. **Zone 4.**



## RHUS AROMATIC

**Gro-Low** - Fragrant Sumac This vigorous shrub hugs the ground with a spreading habit making an excellent choice for stabilizing a bank or smothering weeds. It has yellow flowers, red fruit and glossy leaves that change to an impressive orange-red fall color. Grows 1' - 3' high and spreads up to 10'. **Zone 3**



## RHUS GLABRA

**Smooth Sumac** - Bright green foliage with orange to red fall color. Suckers from roots making it a good plant for banks, cuts and mass planting. 10 ft high with equal spread.



**Zone 4.**



## RHUS TYPHINA

**TYPHINA - Staghorn Sumac** - Bright green summer foliage with orange to red fall color, suckers freely from roots making it a stabilizing plant. 10-13 ft high with equal spread. **Zone 3.**



## RHUS TYPHINA



**TIGER EYES Sumac** - Beautiful golden-leaved form of Cutleaf Staghorn Sumac. New growth is a lively chartreuse green, quickly changing to yellow, both colors contrasting nicely with rosy-pink leaf stems. Fast growing to 6'. **Zone 3.**

## RIBES ALPINUM



**Alpine Currant** - Deep bright green leaf, good for hedging or mass planting, Tolerates all soils. Prefers full sun. Grows 4-6 ft high with equal spread. **Zone 2.**

## LANDSCAPE ROSES

*These roses are selected from a variety of classes, based on their ease of care. They are disease-resistant, require little pruning, grow quickly to fill a space, and provide a long seasonal show of color.*

**Rosa 'Meidiland'** - Showy, reblooming, carefree shrub roses, very disease resistant, very reliable roses offering a good variety of colors and sizes. Meidilands are ideal for hedges, borders and bank plantings. \* Available in Fuschia, Pink, Red, Scarlet, White. **Zone 4.**




## ROSA OSO EASY



### OSO EASY DOUBLE RED Rose -

A new easy-growing rose with an abundance of bright red, doubled blooms with orange undertones. This rose maintains a nice rounded habit and has excellent disease resistance. Grows 3-4' tall and wide. **Zone 5.**

**ALSO AVAILABLE IN PINK!**



### OSO EASY ITAL- IAN ICE Rose-

Italian Ice's orange buds open to soft yellow flowers melting into pink blushed margins. The soft flower color is set off nicely by its dark green, glossy foliage. Flowers are semi-doubled. No spraying, no deadheading, just lots of flowers all

season long!

Grows 18- 30 inches tall and wide. **Zone 4.**



### OSO EASY LEMON ZEST Rose-

Sunny, canary yellow flowers do not fade to white, and really light up against the glossy green foliage. Brilliant color and excellent disease-resistance. Superior disease-resistance makes it easy for gardeners to enjoy. Grows 24-36 inches tall and wide. **Zone 4.**



### OSO EASY PAPRIKA Rose-

Starting out orange and fading to coral with a golden sun in the center, This beauty has the habit, flower color and disease resistance that any rose lover is looking for. This rose does not need to be sprayed like many other rose varieties. Grows 12 to 24 inches tall X 24-36 inches wide. **Zone 3.**

## RUGOSA ROSES

*Rugosa roses are among the toughest of garden roses. They are dense and robust in form, very thorny, and the leaves are thick and heavily veined. Plump rose hips appear following the bloom period in spring and foliage turns an attractive bronze color in the fall. Rugosas make wonderful hedges and look good in a mixed shrub border. Rugosas are very hardy and disease resistant.*

**Rosa 'Hansa'** - Double magenta-pink flowers with wrinkled green leaves. Flowers strongly fragrant. Naturalizes well. Use for effective mass plantings or privacy barriers. Grows 4-6 high with equal spread. **Zone 3.**



**Rosa 'Snow Pavement'** - Fragrant, blush-white, double flowers bloom all summer on this low-growing, bushy rose shrub. Pavement roses are tough as well as beautiful. They are tolerant of extremes in temperature and will do well in full sun or partial shade. Grows 3-4' high with 3ft spread. **Zone 3.**

## ROSA 'WOODSII'

**Wood's Rose** - Native Rose with single, light pink flowers. Good for naturalizing or as a bank planting. Grows 4 ft high with equal spread. **Zone 3.**



## SALIX 'FLAMINGO'

### **Flamingo Dappled Willow -**

Hardy perennial shrub with spectacular deep red variegated foliage. The outer leaves turn a bright pink, while the inner leaves are green and white. Fast growing and easy to care for, can be used as a superb accent and focal point in beds and borders, foundations plantings, alongside water features and naturalized areas. Great also as a container plant. 3 to 5ft high x 2 to 3ft wide. **Zone 4.**



## SALIX PURPUREA

**Arctic Willow -** Slender green silver foliage from purple tipped buds. Stems are used in basket making. Useful in bank stabilization. 5 - 8 ft high with equal spread.

**Zone 4.**



### **Nana - Dwarf Arctic Willow -**

A multitude of delicate branches with maroon new growth of small leaves turning yellow in Autumn. Grows 3-5' high. **Zone 2.**

## SAMBUCUS

### **NIGRA BLACK TOWER Elderberry -**

Dark burgundy foliage on this upright narrow shrub. Bright pink spring flowers followed by berries in the fall. Grows 6-8' tall X 3-4' wide. **Zone 4.**



### **NIGRA**

### **BLACK BEAUTY Elderberry -**

Glossy deep, dark, finely textured purple foliage. Attractive clusters of pink and white flowers in late June followed by black berries. 8 ft high x 6 ft wide. **Zone 3.**



**PW**  
PROVEN  
WINNERS

### **NIGRA BLACK LACE Elderberry -**

Stunning dark purple-black, finely cut foliage, looks like a Japanese maple. All season-long interest. Hardy and easy to grow. 8 ft tall with equal spread. **Zone 4.**



**PW**  
PROVEN  
WINNERS



### **LEMONY LACE Elderberry-**

finely dissected foliage but in a cheery gold color to really light up your landscape. Produces big clusters of white flowers in early spring before the foliage emerges, then bright yellow leaves take over, edged in red. As the foliage ages, it turns an attractive chartreuse. Grows 3'-5' Tall and wide. **Zone 3.**

## SPIRAEA



### DOUBLE PLAY CANDY CORN

**Spirea**– Candy apple red foliage starts the show in spring. As the season progresses, the foliage transforms to pineapple yellow. Dark purple blooms appear in late spring, making this the most eye-poppingly colorful spirea yet. Grows 1.5'-2.5' Tall and wide.

**Zone 4.**



**GLOW GIRL Spirea** - Lemon-lime foliage. White spring flowers. Deer-resistant. Hardy. Grows 3-4' tall and wide. **Zone 3**



**LIMEMOUND Spirea** - Has yellow leaves, aging to yellow-green and bears pink flowers in late spring and early summer. 2-3 high x 3-4 ft wide. **Zone 3.**

**LITTLE PRINCESS Spirea** - More robust than Alpine Spirea with larger leaves and rose-pink flowers. 2 ft high with 3 ft spread. **Zone 4.**





**MAGIC CARPET Spirea** - Award winning dwarf shrub offers vibrant foliage and flower color. Bright gold foliage is accented with striking red leaf tips. Early spring flowers are deep pink-purple that cover the plant over a long period. Grows 18" tall and 2 ft wide.

**Zone 3.**

**NEON FLASH Spirea** -

Great color in both foliage and flowers. New growth is tinted purple turning green with age. Entire plant becomes dark burgundy with cold autumn weather. Bright red flowers from late spring to early fall. Mounding habit with high tolerance to snow damage. Grow 3' high and wide. **Zone 4.**



**SNOWMOUND Spirea** -

Small greenish blue leaves with white flowers in June. Tolerates most soil conditions, prefers full sun. 3-5 ft high with equal spread.

**Zone 4.**

**BRIDAL WREATH Spirea** -

Compact shrub with slender, arching shoots which are covered with white flowers that are produced in early summer. 6-8 ft high with 10-12 ft spread. **Zone 3.**



## SYMPHORICARPOS ALBUS

**Snowberry** - Native shrub, tolerant of any soil type. Blue green foliage with white berries that persist into winter. Use to hold banks and to blend landscape with natural areas. 5 ft x 5 ft. **Zone 2.**



## SYRINGA X

**BLOOMERANG LILAC** - Re-blooming lilac blooms from spring and again from mid-summer to frost. Flowers are lavender and fragrant. Compact with a mounding habit. Grows 4 - 5 ft high. **Zone 3.**



**BLOOMERANG DARK PURPLE** - Dark Purple is a bigger plant, with larger, more rounded inflorescences. It's very showy in spring, and continues to amaze with fragrant blooms from mid-summer to frost. Grows 4-6' tall and wide. **Zone 3.**



**BLOOMERANG DWARF PINK** - Pink reblooming lilac, has the same multi-season flower show, only this time in pink. The fragrant blooms will delight gardeners in spring, then again from midsummer to fall. Grows 2.5'-3' tall and wide. **Zone 3.**

PW  
PROVEN  
WINNERS

PW  
PROVEN  
WINNERS

PW  
PROVEN  
WINNERS

## SYRINGA PATULA 'MISS KIM'



**Miss Kim Dwarf Lilac** - Dwarf Manchurian Lilac grows 3 ft high and wide. Flowers are strongly fragrant, icy mauve-pink. **Zone 3.**

## SYRINGA VULGARIS

**CHARLES JOLY Lilac** - This medium size shrub has a n upright, open branch habit with bright green foliage. Flowers are a deep-red purple and are very fragrant. Attracts bees, butterflies and birds. Blooms typically in may. Grows 8-10' and 6' wide. **Zone 3.**



**MADAME LEMOINE Lilac** - Double white flowers with a strong fragrance. Blooms early. One of the best white lilacs. **Zone 3.**

**MONTAIGNE Lilac** - High quality double, pale pink flowers. Longer stem makes this a good cut flower. One of the best pink lilacs. **Zone 3.**



**MONGE Lilac** - Deep red-dish purple flowers with a strong fragrance. Blooms early. One of the best purple lilacs. Attracts bees, butterflies and birds. Grows 10'-12' tall X 10' wide. **Zone 3.**



**SENSATION Lilac** - Desired for its large trusses of purplish-red florets edged in white in spring. Captivating fragrance. Full sun. Moderate-growing to 10 feet high, 6 feet wide. **Zone 3.**

## WEIGELA FLORIDA

PW  
PROVEN  
WINNERS




**GHOST Weigela** - A cool weigela with dark red-pink flowers in spring and remarkable foliage that magically turns to a ghostly, iridescent butter yellow as the summer progresses. Provides seasons of color. Sporadically re-blooms during the summer into fall. Light pruning will encourage repeat blooming. Grows 4'-5' tall X 3'-4' wide. **Zone 4.**

## WEIGELA FLORIDA

### DATE NIGHT TUXEDO

**Weigela** - It has a compact form, with a striking contrast of white bell-shaped flowers against dark foliage. Grows 2-3' tall and 3-4' wide. **Zone 4.**



PW  
PROVEN  
WINNERS



### MIDNIGHT WINE Weigela -

Dwarf variety with deep, rich wine colored leaves and rosy-pink tubular flowers. 18-24 inches high and 2 ft spread. **Zone 3.**

PW  
PROVEN  
WINNERS

**MY MONET Weigela** - A new dwarf weigela that has a tight growth habit. Colorful green, cream and pink foliage provides interest while bright pink blooms in spring are the icing on the cake. Grows 12- 18 " tall. **Zone 4**



### SONIC BLOOM PEARL Weigela -

The flowers open pure white with a yellow throat and then change to pink, giving you multiple colors on a single plant. The flowers really pop against the bright green foliage. Blooms in May and reblooms until frost. Grows 4'-5'tall and wide. **Zone 4.**

PW  
PROVEN  
WINNERS



**RED PRINCE Weigela** - Deep green, purple tinted leaves and dark red, bell-shaped flowers. Blooms early summer and again late summer. 6ft high and wide. **Zone 3.**

**VARIEGATED Weigela** - Tubular pink flowers which are produced all season. Compact nature with ivory edged green foliage. 5 ft high with equal spread. **Zone 4.**



**WINE AND ROSES Weigela** - Award winning high performance shrub. Dark burgundy-purple leaves. Hot pink-rose colored flowers. Grows 5 ft high with equal spread. **Zone 4.**



**SONIC BLOOM RED Weigela** - The lipstick red flowers are remarkable enough to make this a choice selection, but a burst of flowers in May followed by waves of re-bloom until frost make it a must-have shrub. Dead-heading is not needed to keep the plant blooming. Grows 4'-5' tall and wide. **Zone 4.**

## YUCCA

### ADAM'S NEEDLE -

Clump forming with erect, dagger-like, blue-green leaves. Stalks grow up to 6' with cream-colored flowers. Clump grows 2-3' with equal spread.

**Zone 4.**



**SOAPWEED Yucca** - Hardy and useful for dry sites these yuccas form a low cluster of long, pointed leaves with a long stalk of white, bell shaped flowers. Clusters to 2 ft tall. **Zone 3**



### COLOR GUARD Yucca

- Sword-like green leaves with a creamy gold center are topped by tall spikes of fragrant, ivory white blooms. Clumps form 3-4 ft wide and 5 ft tall, with flower spikes 4 to 6 ft tall.

**Zone 4.**



## ACER PALMATUM

### **EMPEROR Japanese Maple -**

A definite improvement on 'Bloodgood', 'Emperor' has fuller branching and bright red foliage which resists summer fading. Moderate grower to 15' ft tall and wide. **Zone 5.**



### **HARVEST ORANGE Japanese Maple -**

This upright, vase shaped Japanese Maple features soft green branches with lime green leaves in summer, followed by copper orange fall color. 20 ft high with 12 ft spread. **Zone 5.**

**INABE SHIDARE Japanese Maple -** The name means cascading, rice-plant-like leaf. A strong growing dissectum, 'Inabe Shidare' has deep maroon spring and summer color with cascading growth. Fall color is crimson red. Large leaves for a dissectum, but finely divided. Height 4 to 10 ft. **Zone 5.**



### **WATERFALL Japanese Maple -**

Elegant, horizontal branching habit. Bright green summer foliage and fall color can range from apricot to fiery red. Excellent choice for night lighting. Grow 6 to 8' high and 8 to 10' wide. **Zone 5**

## ACER PALMATUM

**Tamukeyama Japanese Maple** - Outstanding among the laceleaf weepers for its rich foliage color. Leaves hold their deep purple color through the heat of summer better than other cultivars. 8'ft H x 12ft W. **Zone 5.**



## ACER FREEMANII 'JEFFERSRED'

**Autumn Blaze Maple** - Brilliant orange-red to red fall color. Upright branching with smooth gray bark. One of the best maple cultivars for quick growth and fall color. 50 ft high with 40 ft spread. **Zone 3.**



## ACER GINNALA


**Amur Maple**- Selected for a straight trunk, dense canopy, and bright red samaras in early summer with bright red fall color. Low branched, to round, upright spreading to rounded. Height 20 ' tall X 20' spread. **Zone 3.**



## ACER GRISEUM

### PAPERBARK Maple-

Soft green leaves turn scarlet in fall. Papery sheets of bark peel to reveal cinnamon-brown new bark. Excellent small landscape specimen. Grows 20' tall x 15-20' wide. **Zone 5.**



## ACER PLATANOIDES

### EMERALD QUEEN Maple -

Rapid growing maple with ascending branches. Bright yellow foliage. One of the best Norway cultivars for urban planting. 50 ft high with 40 ft spread. **Zone 4.**



## ACER RUBRUM

### ARMSTRONG GOLD Maple -

An improved Armstrong with brighter foliage color, greater foliage density and compact, less leggy growth habit. Perfect for narrow street plantings. Grows 40' tall X 12' spread. **Zone 4.**



**ARMSTRONG Maple** - Fastigate member of the species. Fall color is orange-red. Faster growing than upright Sugars or Norways. Excellent for screening. 45 ft high with 15 ft spread. **Zone 4.**



**BRANDYWINE Maple-** Is a cross of October Glory and Autumn Flame. This is a seedless maple producing a deep red fall color. Oval in shape. Grows 40' high and 30' wide.

**Zone 4**

**BOWHALL Maple-** Tightly formed, narrow tree excellent for street planting. Dark green foliage with yellow-orange fall color. Grows 40'tall X 15' spread. **Zone 4.**



## ACER RUBRUM



**REDPOINTE Maple** - Brilliant red fall color plus upright, broadly pyramidal form make this a standout. The refined form and foliage of the best *Acer rubrum* cultivars combine with the faster growth rate normally found in *Acer x freemanii*. A straight and dominant central leader results in strong branch angles that make it easier to grow. Grows 45' high and 30' spread.

**Zone 5.**

### **RED ROCKET Maple**

- This red maple is one of the most cold hardy cultivars. Narrow, upright and seedless. Fall color is very bright, orange red to red. Grows 38' high and 15' wide.

**Zone 3.**



## ACER TATARICUM

### **RUGGED CHARM Maple -**

Compact and oval in form, the shapely canopy is a charming improvement over the hardy and rugged species! Bright red seed wings float in bright contrast against summer's green leaves. Fall color is a mix of yellow, orange and bright red. Grows 20' high and 15' wide. **Zone 3.**



## ACER TRUNCATUM

### **X A. PLATANOIDES -**

#### **Crimson Sunset Maple**

- Heat tolerance is the distinguishing characteristic of this Acer truncatum hybrid. Its foliage resembles that of Crimson King, but its form is more upright and compact. It flourishes in the summer heat. Grows 35' high and 25' wide. **Zone 5.**



## AMELANCHIER x GRANDIFLORA

### **AUTUMN BRILLIANCE Serviceberry**

- Grown as a tree form, this small tree has consistent bright red autumn coloration. Produces white clusters of flowers in spring. 20 ft high with 15 ft spread. **Zone 4.**



## BETULA

### **PARKLAND PILLAR BIRCH-**

A fast growing very cold hardy tree. Tolerant of heat, drought and alkaline soils. Forms a narrow column of dense dark green foliage that turns golden yellow in the fall, revealing its white bark during the winter months. Grows 30' tall X 8' Wide.

**Zone 3.**



## CARPINUS

### **FRANS FONTAINE Hornbeam -**

The narrowest of the hornbeam cultivars. Frans Fontaine Hornbeam is a dense deciduous tree with a narrowly upright and columnar growth habit. Dark green foliage with yellow fall color. Grows 35' tall X 15' wide.

**Zone 5.**



## CARPINUS

**PALISADE - Palisade American Hornbeam** - Palisade forms a upright oval canopy with ascending branches and excellent density. Attractive gray bark forms on mature trees. Grows 30' tall X 15' wide. **Zone 5.**



**Pyramidal European Hornbeam** - Is narrow and upright in form, becoming broadly conical and open with age. 35 ft high with 25 ft spread. **Zone 5.**



## CARPINUS BETULUS 'PENDULUM'

**Weeping European Hornbeam** - Graceful, pendulous branches with dark green foliage turning to shades of yellow in the fall. If allowed, will form dense mass foliage to the ground. Grows 50' high and 40' wide. **Zone 4**



## CERCIDIPHYLLUM JAPONICUM

**Katsura Tree** - Pyramidal, later rounded and sometimes very wide spreading in shape. Bronze when young, leaves turn yellow, orange, and red in fall. Cinnamon fragrance in the fall. Grows 40' high and 40' wide. **Zone 5.**




### MORIOKA - Weeping

**Katsura** - This tree shows fast vertical growth at a young age which slows with maturity and produces an elegant weeping form. New growth emerges red-dish-purple with blue-green summer color, and yellow-orange color with a cinnamon fragrance in the fall. Grows 25' high and 10' wide. **Zone 4.**



## CORNUS FLORIDA

**CHEROKEE BRAVE Dogwood** - The most vigorous of the pink dogwoods this cultivar shows resistance to both powdery mildew and spot anthracnose. It is impressive for its size, deeply colored foliage and bloom. Fall color is red. Grows 25' tall X 22' spread. **Zone 5.**




## CORNUS FLORIDA

**RUBRA- Pink Flowering Dogwood** - Pink flowering in the spring with glossy red fruit attractive to birds and red fall color. Low branches extend horizontally which will lend a striking feature to the landscape. Grows 25 ft tall with equal spread. **Zone 5.**



## CORNUS KOUSA

**SATOMI- Pink Chinese Dogwood** - Same shape and size than 'Chinensis' with strong upright flower in a rich variety of muted pinks with maroon tinted leaves. Grows 20 ft high and 20 ft wide. **Zone 5.**



### **SUMMER GOLD Dogwood-**

White bracted flowers held above bright green and golden yellow variegated foliage are flashy, eye catching combination in summer. In fall the golden margins turn pink, then the entire leaf turns bright red. Grows 15' tall and wide.

**Zone 5.**

### **VENUS Dogwood -**

The biggest flower of any dogwood, very large 6 inch white flowers. Deep green foliage followed by red to purple-red fall color. Grows 25' tall X 20' wide. **Zone 5**



## CRATAEGUS



**PAUL'S SCARLET Hawthorn -** Scarlet colored flowers make this tree the showiest of all hawthorn in the spring. Grows 22' tall X 20' spread. **Zone 4.**

**SNOWBIRD Hawthorn -** One of the hardiest ornamental hawthorns, small vase shape, highly recommended for small home landscapes; resembles a cloud of white flowers in spring, sparse red fruit in fall, good disease resistance; however, does have sharp thorns. Grows 20' tall X 12' wide.



**Zone 3.**

**Toba Hawthorn -** Double white, fragrant blossoms fade to rose. Use as a very showy specimen tree or focal point in the landscape. 16 ft high with 13 ft spread. **Zone 3.**



## FAGUS SYLVATICA



**DAWYCK GOLD - Gold Columnar Beech** - Tall, narrow tree with pendulous branches. In the spring leaves emerge golden yellow, turning to a pale green in summer and reverting back to golden yellow in the fall. 40' high and 12' wide. **Zone 5**

**DAWYCK PURPLE - Purple Columnar Beech** - Similar to the 'Dawyck Gold'. Tight and narrow in form, with purple leaf color that holds well in the summer. 40' high and 12' wide. **Zone 5.**



**PURPLE FOUNTAIN Beech**—weeping branches drape from an upright leader as this unusual beech matures into a unique living sculpture. Fast growing. Grows 25' high and 12' wide. **Zone 5.**

**ROSEOMARGINATA - Tricolor Beech -**

Beautiful foliage is this tree's star attraction. Margins of its purple-bronze leaves are irregularly colored with splashes of rose, pink and cream. Grows 30' high and 20' wide. **Zone 5**

**FRAXINUS AMERICANA**

**AUTUMN PURPLE Ash** - This ash has beautiful fall colors of various hues in different years vary from mottled yellow orange to orange red and deep purple. Seedless. Grows 45' and 40' wide. **Zone 4.**

**FRAXINUS PENNSYLVANICA**

**RUGBY Prairie Spire Ash** – Dense, upright, and narrowly pyramidal in mature form, this selection comes from a very hardy northern plains seed source. Yellow fall color. Grows 45' tall X 20' Wide. **Zone 3.**



**MARSHALL Green Ash** - Broad oval head with glossy dark green foliage. More irregular and informal in shape than Summit or Patmore. Autumn color is bright yellow. 50 ft high x 40 ft spread. **Zone 4.**



**SUMMIT Ash** - A very uniform branching, symmetrical selection that maintains a good central leader. Upright branching, narrow oval shape. Medium green foliage turns yellow in fall. Seedless. 45 ft high with 25 ft spread. **Zone 3.**

## GLEDITSIA TRIACANTHOS



**SKYLINE Honey Locust** - Broadly pyramidal shaped. Fine textured medium green foliage turns yellow to golden in the fall. Makes a good boulevard tree. 45 ft high with 35 ft spread. **Zone 4.**



## GLEDITSIA TRIACANTHOS

**SUNBURST Honey Locust** - Irregular somewhat box shaped outline. Medium green fine foliage with bright yellow tip growth. Fall color is yellow to brown. 40 ft high with 35 ft spread. **Zone 4.**



## HYDRANGEA STANDARD TREE FORM

**LIMELIGHT Hardy hydrangea** - The unique shrub grafted onto a standard to raise the flowers to eye level. A deciduous dwarf tree. Best pruned in late winter after the risk of extreme cold has passed. Grows 8' tall X 6' wide. **Zone 3.**




**VANILLA STRAWBERRY Hardy Hydrangea** - The large white panicles open in mid to late summer, and as summer turns to fall the florets at the base of the panicles turn pink. Grows 8' tall X 7' wide. **Zone 3.**



## LIQUIDAMBAR STYRACIFLUA 'WORPLESDON'

**WORPLESDON Sweetgum** - A large stately tree with a pyramidal form and upright branching makes it a great shade tree used in park and large properties. Fast grower to 40 ft high and 25 ft wide.  
**Zone 5.**



## LIRIODENDRON TULIPIFERA

**COLUMNAR Tulip** - Tall narrow and tightly fastigiata, it has one of the best forms of columnar trees. Fast-growing selection retains its slender form in maturity. Grows 50' high and 15' wide.  
**Zone 5.**



## MAGNOLIA

**Galaxy Magnolia-** This upright single stem Magnolia produces its saucer shaped flowers in early spring, late enough to escape most frosts. Pyramidal to oval shape. Grows 30 ft high and 15 ft wide.

**Zone 5.**



## PLATANUS x ACERTIFOLIA 'BLOODGOOD'

**Bloodgood London Plane** - Large maple-like leaf with medium to dark green color. Yellow fall color. Fast growing, use for boulevard or feature tree plantings. Very adaptable to a variety of soils compaction and moisture conditions as well as restricted root space; considered quite to urban conditions, including air pollution. Very popular in the Okanagan. 50 ft high with 40 ft spread. **Zone 4.**



## POPULUS

**SWEDISH COLUMNAR Aspen** - An excellent narrow growing tree which can be used as a substitute for the Lombardy Poplar. 40 ft high with 10 ft spread. **Zone 2.**



**TREMBLING Aspen** - Pyramidal shaped tree. Light green foliage trembles in the breeze. Yellow fall color. Naturalizes well. 30 ft high with 15 ft spread. **Zone 2.**

## PRUNUS

**PISSARDII Plum** - Reddish purple to greenish bronze summer foliage with pinkish white flowers in the spring. Striking accent or feature tree. 25 ft high with 25 ft spread.

**Zone 5.**





### **CRIMSON POINTE Flowering plum**

- This is a beautiful tree with a narrow columnar shape. It is the perfect specimen for smaller landscapes. White flowers in early spring are followed by showy, glossy maroon foliage. Produces small ornamental fruit in summer. Can take full shade or full sun. Grows 20' tall X 5-6' wide. **Zone 4.**

## **PYRUS CALLERYANA**

**CHANTICLEER Pear** - A densely growing, narrow selection suitable for street plantings. It is resistant to fireblight and much less susceptible to wind breakage than Bradford. White flowers in clusters. Grows 40 ft high x 15 ft wide. **Zone 4.**



## **QUERCUS**

**CRIMSON SPIRE Oak** - This columnar, tightly fastigate hybrid of English and White Oak produces blue green foliage with red fall color. Grows 45 ft high with 15 ft spread. **Zone 5.**



**GREEN PILLAR oak** - Fastigate branching habit and a very dense, columnar shape make this tree ideal for narrow street plantings. Deep red in the fall. Grows 50 high with 15 ft spread. **Zone 4.**



**REGAL PRINCE Oak-** Mildew-resistant summer foliage is glossy, clean and bright green. This adaptable hybrid of English and Swamp White Oak is notable for excellent columnar form. Grows 45' high and 18' spread.

**Zone 4**

## ROBINIA PSEUDOACACIA

**TWISTY BABY Locust** - Unique dwarf shrub with interesting twisted branches. The contorted form makes an excellent small patio specimen and conversation piece. Grows well for many years in large . This tree is drought and pest resistant but will respond favorably to rich, well-drained, moist soil. Prune back annually to encourage contorted growth. Grows 15' tall X 18' wide. **Zone 4.**



## SALIX



### **ALBA TRISTIS - Weeping Willow**

- One of the best weeping willows. Will grow in wet areas where nothing else will. Likes full sun. 80 ft high with 70 ft spread. **Zone 3.**

### **CAPREA PENDULA - Weeping Pussy Willow**

- A weeping form of the classic pussy willow. Will naturalize in moist marginal areas. Grows 3-6 ft tall with pruning and staking. Can be staked to a higher form.

**Zone 4.**



## SYRINGA

**IVORY SILK LILAC** - Produces fragrant, creamy white flowers in early and mid summer. Useful as a small specimen tree. 25 ft high with 16 ft spread. **Zone 4.**



**MORTON CHINA SNOW Lilac -**

Large sprays of cream-white flowers are borne in June by this small ornamental tree. Amber to orange-brown exfoliating bark extends seasonal interest through the winter months.

Grows 20' tall and wide.

**Zone 5.**

**BLOOMERANG DARK PURPLE**

**Lilac -** A sturdy standard raises the fragrant purple blooms to eye level. Springtime display of dark purple flowers is repeated until late summer adding months of color. Grows 8' tall X 5' wide. **Zone 3.**



**PW**  
PROVEN  
WINNERS

**BLOOMERANG PINK PERFUME**

**Lilac-** Pink reblooming lilac, has the same multi-season flower show, only this time in pink. Grafted to eye level. Grows 8' tall X 5' wide. **Zone 3.**



**PW**  
PROVEN  
WINNERS

## TILIA



**GREENSPIRE Linden** - Does well under difficult conditions. A very handsome tree with an narrow oval mature form. Well branched with strong central leader. 50 ft high with 35 ft spread.

**Zone 4.**

## Evergreens

### ABIES

#### **CONCOLOR- WHITE FIR -**

Slow growing with a formal pyramidal dense shape even with age. Green cones mature to brown. Grows 50 - 70 ft high with 20 - 30 ft spread but, can reach over 100 ft. **Zone 3.**



## CHAMAECYPARIS

**LAWSONIANA COLUMNARIS GLAU-CA - Lawson Blue Cypress** - Erect symmetrical evergreen of beautiful rich steel blue. Columnar shape. Will grow in any location, preferably well drained. Can be used for hedging. A moderate grower to 9 ft with a 3 ft spread. **Zone 5.**



**NOOTKATENSIS - GLAUCA PENDULA - Weeping Alaskan Blue Cedar** - Soft, pendulous blue-green foliage, conical crown with numerous drooping branches to the ground; beautiful specimen tree that can be effectively used as a graceful screen. Grows 30 ft. **Zone 5.**

**OBTUSA GRACILIS - Hinoki Cypress** - Beautiful small evergreen with dark green, irregular branchlets. Great for small areas. Grows to 15 ft. **Zone 4.**



## CHAMAECYPARIS PISIFERA

**FILIFERA AUREA - Gold Thread Cypress** - Graceful drooping thread-like foliage with yellow gold coloration. Striking appearance in berm plantings or as an accent. 6 ft high with 4 ft spread. **Zone 4.**



**FALSE CYPRESS - Soft serve** - A compact, conical False Cypress with graceful, soft fern-like branches. The leaves are bright green on top and flecked with silver-blue on the underside. A great substitute for Dwarf Alberta Spruce. 10 ft. **Zone 5.**

PW  
PROVEN  
WINNERS



**STARDUST Cypress**— medium-sized, narrowly conical evergreen tree, with yellow foliage. Grows 12' tall with 4' spread. **Zone 6.**

## JUNIPERUS CHINENSIS

**GOLD COAST Juniper** - Compact spreading form with golden yellow new growth. Color deepens in the cold weather. Graceful appearance. 3 ft high with 6 ft spread. **Zone 4.**



**MINT JULEP Juniper -**

Arching, fountain like form with mint green foliage. Will tolerate windy, dry, full sun exposure. 6 ft high with 8 ft spread.

**Zone 4.**



## JUNIPERUS HORIZONTALIS

**BAR HARBOR Juniper -**

Low growing blue-green foliage becoming purplish in the winter. Adapts to soil conditions from dry alkaline to wetter conditions. 1 ft high with 10 ft spread.

**Zone 3.**



**BLUE CHIP Juniper -** Ever-green groundcover with superb silver-blue foliage all year. One of the best blue ground cover junipers. Grows 8" high by 6' wide.

**Zone 3.**

**PRINCE OF WALES Juniper -**

Low spreading evergreen with bright green foliage. Branches form starburst-like pattern displaying carpet of dense soft foliage. Fall color is purple-plum. Grows 8 in. tall X 10' spread. **Zone 3.**





**ICEE BLUE Juniper** - Low growing, spreading evergreen with intense silvery blue foliage forming a spectacular carpet of color. Excellent groundcover with tight mounding branches. Grows 6-8 in tall x 7 ft wide. **Zone 3.**

**WILTONII Juniper** - One of the finest trailing junipers having a uniform, full centered growth habit with intense silver-blue evergreen foliage. Grows 6 inch tall X 6-8' wide. **Zone 3.**



## JUNIPERUS SABINA

**CALGARY CARPET Juniper** - Soft green foliage on a low spreading juniper. Forms a thick mat. Very popular for banks and mass plantings. 1 ft high with 10 ft spread. **Zone 3.**



**MOONGLOW Juniper** - Beautiful medium sized upright evergreen with a broad pyramidal shape. Intense blue foliage all year long. Grows 12 feet tall by 5 feet wide. **Zone 3.**



**SKY-ROCKET Juniper** - Columnar growth habit with silver blue foliage. Fast grower to 15 ft high with 2-3ft spread. **Zone 3.**



**WICHITA BLUE Juniper** - A broad pyramid with bright blue-gray foliage. Upright growth habit. 12 ft high with 5 ft spread. **Zone 3.**



**BLUE ARROW Juniper**- An improved selection with tight, bright blue foliage and a very narrow, upright form. Perfect as a tall, narrow screen where space is limited. Makes a colorful evergreen addition to the garden. Grows 12'-15' tall X 2' wide. **Zone 4.**



## PICEA ABIES



**CUPRESSINA - Columnar Norway Spruce** - Slender, uniform growth habit with dense branching to the ground. Dark green needles are slightly curved on closely set branches. Makes an ideal wind-break or privacy wall. Grows 20' tall X 5' wide. **Zone 2.**



**NIDIFORMIS- NEST SPRUCE** - Classic evergreen with broad, flat branch structure. Dark green needles. Not particular about soils. 3 ft high with 6 ft spread. **Zone 3.**

**Pendula'** - is unusual weeping and irregularly shaped evergreen whose form will vary considerably depending upon its early training. Unless staked and supported, it generally does not grow upward, but instead will mostly spread along the ground. It can be a very unique specimen in the landscape, particularly if located in a spot where its form can be best utilized. If staked and supported, it can grow generally upright into a 10-15' tall tree. If left grows 3 ft high and 4 - 15 ft spread. **Zone 3**



## PICEA PUNGENS



**COLORADO SPRUCE- Green and Blue** - Slow growing to 60 ft tall and 20 ft wide. Conical shape with stiff horizontal branching, becoming more open with age. Somewhat drought tolerant. **Zone 3.**

**GLAUCA 'Fat Albert' Spruce** - This Colorado spruce cultivar is noted for its dense, broad, upright pyramidal shape, closely-spaced, ascending branches and steel blue needle color. Grows slowly approximately (12"+ per year). Oblong cones (2-4" long) are greenish when young, maturing to light brown.



## PINUS FLEXILIS

### VANDERWOLF'S PYRAMID LIMBER

**PINE-** pyramid shaped pine with long, twisted silvery blue-green needles displayed on dense branches. Resistant to insects and disease. Evergreen. Grows 20' tall X 10-15' wide. **Zone 4.**



## PINUS MUGO

### MUGHUS - Mugo Pine -

Useful in masses, foundation planting or in groupings. Medium to dark green foliage. Very tolerant of alkaline soil. 7 ft high with 10 ft spread. **Zone 2.**





**PUMILIO - Dwarf Mugo Pine** - Popular dwarf conifer displaying dark green needles on its shrubby habit of broadly spreading branches. Useful for rock gardens, mass plantings, and in groupings with broadleaf plants. Full sun. A slow grower to to 5ft tall, spreads to 6 to 10ft. **Zone 2.**

## PINUS NIGRA

**AUSTRIAN PINE** - Broad spreading evergreen with ascending branch habit. Tolerates dry sites and alkaline soil. Grows 40-60 ft tall. **Zone 4.**



## PSEUDOTSUGA MENZIESII

**DOUGLAS FIR** - A fast growing dense evergreen with soft needles and a pyramidal-shaped tree. Dark green foliage. Full sun. Grows to 60' tall X 30' wide. **Zone 4.**



## TAXUS X MEDIA

**HICKSII - Hick's Yew** - An excellent evergreen shrub for tall hedges with dark green glossy, needle-like foliage and a narrow, columnar habit and bright red berries in fall . 12 ft tall with 5 ft spread.

**Zone 4.**



## THUJA OCCIDENTALIS



**DE GROOT'S SPIRE Cedar** - Narrow, strongly upright form of cedar. Scale-like evergreen foliage holds its color well throughout the winter. Fine small specimen or accent for landscapes of small size. Grows 8 ft tall x 2 ft wide. **Zone 3.**

**LITTLE GIANT Cedar** - Slow growing compact globe shaped evergreen. Soft feathery bright green foliage. Nice formal look. Great for a hedge, screen or smaller areas. Grows 4 ft tall x 4 ft wide. **Zone 3.**



**EMERALD Cedar** - Narrow pyramidal form with bright green foliage. Tolerant of alkaline soils. Requires moist soil. 20-25 ft high with 5 ft spread. **Zone 4.**

## THUJA PLICATA

**EXCELSA OKANAGAN Red Cedar** - Excelsa is the fastest growing of the Thujas and is a tall conical tree. The bright green foliage turns bronze in winter. Excellent for a fast screen. Max height 20' with 5' - 8' spread. Cuttings selected from an 'Excelsa' hedge in South East Kelowna that has proven cold hardy and vigorous over the past 20 years. **Zone 5.**



## Ornamental Grasses

### COOL SEASON GRASSES

*Grasses from cool climates come into growth in late winter and flower before mid-summer. Last year's growth should be cut down as soon as the snow is gone.*

## CALAMAGROSTIS

**X ACUTIFLORA 'KARL FOERSTER' - Feather Reed Grass** –Tall slender green foliage that tolerates moist soil conditions. Plant in full sun in groupings or use as a background. 6-8 ft high, clump forming. **Zone 4.**



**X ACUTIFLORA 'OVERDAM' - Variegated Reed Grass** - White and green variegation and smaller in size making it more refined than 'Karl Foerster'. Does well in hot sun with ample moisture, but likes a little shade in hot climates. Grows 20 - 30 inches tall. Clump forming. **Zone 3.**



**BRACHYTRICHA - Korean Feather Reed Grass** - This showy new Feather Grass comes into bloom in late summer or early fall, with fluffy pink, aging to bronze flowering spikes. Very heat tolerant. Grows 3ft high x 2ft wide. **Zone 4.**




**X ACUTIFLORA 'ELDORADO' - Variegated Feather Reed Grass**  
Green leaves are variegated with bright yellow/gold midribs. Clump forming. Prefers full sun and well drained soil. Grows 4-5' tall X 2' wide. **Zone 4.**

## CAREX MORROWII

**ICE DANCE Japanese Sedge** - Rhizomatous and carpet forming but not invasive, this Japanese Sedge is an excellent evergreen ground cover. Growing to around 1ft tall and spreading with bright green glossy blades that have a clean, cream-colored edge. An adaptable plant, but best in loose soils with some moisture and part shade. Deer resistant. **Zone 5.**





**NORTHERN LIGHTS** Tufted hair grass- variegated green and creamy white blades have a rosy pink color when emerging in early spring and again as the weather cools. Deer resistant and evergreen. Prefers filtered sun. Grows 1' tall and wide. **Zone 4.**

## FESTUCA

**BEYOND BLUE FESCUE** - Valued for its clumping habit, This selection forms a dense tuft of bluer than blue leaves that remain blue all season. Excellent for mass planting, edging, Clumps are easily divided in early spring, and should be divided every 3 years. Grows 10– 12 inches. **Zone 4.**



## HELICTOTRICHON SEMPERVIRENS



**Blue Oat Grass** - Densely tufted, evergreen, perennial grass. Mound forming with tightly rolled gray-blue leaves. 3 ft high with 2 ft spread. **Zone 4.**

## WARM SEASON GRASSES

*Grasses from warm climates come into growth in late spring , flower after mid-summer and are usually cut back in late fall/early winter.*

*They are best planted or divided in late spring.*

**MACRA AUREOLA - Japanese Forest Grass.** Vividly striped bright gold and lime-green foliage that holds its color throughout the season. When grown in full sun this cultivar often develops a slight reddish tinge. Grows 12-18 in. high and wide. **Zone 5.**



## IMPERATA CYLINDRICA 'RED BARON'

**Japanese Blood Grass** - A great red tipped upright ornamental grass that becomes increasingly red as the season progresses. Becomes blood red by fall. It is useful in borders, rock gardens, containers or as a colorful accent. Likes well-drained and moist soils. 12-18" high x 24-36" wide.

**Zone 5.**



## MISCANTHUS 'GIGANTEUS'

**Giant Chinese Silver Grass** - Clump forming, very robust. Foliage is green, blade width is 1.25", grows up to 12 ft in height. Flowers September through frost, 12" above foliage. One outstanding quality this giant is lending a tropical effect to any landscape. **Zone 4.**



## MISCANTHUS SINENSIS

**PURPURASCENS - Flame Grass** - Easily grown in average soil in full sun to light shade. Clump forming, reaching 4-5 ft tall and 3 ft wide. Spectacular late season bloomer-foliage turning bronze-orange with white plumes that persist through winter. **Zone 4.**



**GRACILLIMUS - Maiden Grass -**

Long arching narrow green leaves, forming a large symmetrical clump. The best choice for formal plantings. Does not flower reliably in cooler, short season areas. Grows 4-6ft tall. **Zone 5.**

**MALEPARTUS Maiden Grass**

- A very hardy variety with stems to 7-8ft high. Flowers are reddish in bud ageing silvery then to white. Can have good autumn color. **Zone 4.**

**PANICUM VIRGATUM 'ROTSTRAHLBUSCH'**

**RED SWITCH GRASS** - noted for its excellent burgundy-red fall color. It is a clump-forming, warm season grass which typically grows in an upright, vertical clump to 3' tall (to 5' when in flower).

**Zone 3.**



## PENNISETUM ALOPECUROIDES



**Fountain Grass** - Can develop into an imposing mound of gracefully arching foliage and flowers, but it is never invasive in colder climates. Warm season grass, clump forming, full sun to light shade. Foliage is green 3/8" wide, 2-3ft high. Flowers in August through September, 3-5 ft tall. **Zone 4.**

**HAMELN - Dwarf Fountain Grass** - Arching deep green foliage in an upright clump. Silver to pinkish-white seed heads form in late summer. Compact growth 1.5-2.5 ft tall. Grows full sun to light shade.

**Zone**



**Little Bunny** - Miniature version of original species. Forms neat clumped mounds making it excellent for mass or border planting. Grows 12 inches high and 12 - 18 inches wide. **Zone 5.**

**RED HEAD**— Large mound of arching green leaves. Huge bottlebrush plumes in mid-late summer. Deep purple buds mature to smoky purple plumes. Grows 3'-4' tall X 2'-3' wide. **Zone 5.**



## PENNISETUM ORIENTALE

**Oriental Fountain Grass** - Delightful fluffy rose-pink flowers begin to appear in July and continue to form well into fall. A slowly spreading grass, it is a vigorous and reliable garden plant. Prefers well drained soil and full sun. Grows 3ft high with 2ft spread. **Zone 5.**



## Vines

### CAMPSIS RADICANS

**RED TRUMPET Vine** - Vigorous climber for sun or part shade. Attractive, ferny foliage and showy clusters of large red trumpet flowers. Attractive to hummingbirds. Grows to 30 ft. **Zone 5.**



### CELASTRUS SCANDENS

**American Bittersweet** - Woody climber. The small greenish-white or flowers are produced in June. The fruit is a orange-yellow capsule which opens in autumn, disclosing the scarlet-colored seed. Both male and female plants are needed to produce fruit. Climbing to 20 ft tall. **Zone 3.**



## CLEMATIS JACKMANII

**PINK MINK CLEMATIS**- an abundance of bright pink-on-pink blooms from early summer to early fall. Best planted in full sun but keep roots cool with mulch. Grows 10 - 15 ft.

**Zone 4.**



**PW**  
PROVEN  
WINNERS

**SWEET SUMMER LOVE** - Cranberry-purple flowers. Fragrant. Long bloom time. Hardy plants put on an amazing show and are fast growers that will readily climb 10 - 15' on porches or trellises. Best planted in full sun but keep roots cool with mulch. Grows 10 - 15 ft. **Zone 4.**



**PW**  
PROVEN  
WINNERS

## HEDERA HELIX

**BALTICA - Baltic Ivy** - Low evergreen groundcover or a high climbing, self clinging vine. Does well in heavy shade or some sun. 6" high when a ground cover or 30 ft as a vine. **Zone 4.**



**GLACIER** - 'Glacier' features triangular leaves with irregular blotches of gray and green variegated with creamy white margins. strong vining habit add to the handsomeness of this excellent ground-cover. Fast growing to 30 feet. **Zone 5.**



## HYDRANGEA PETIOLARIS

**Climbing Hydrangea** - Vigorous, woody, deciduous climber, clinging by aerial roots. Bears white fertile and sterile flowers in summer. Can grow to 50 ft high. **Zone 4.**



## LONICERA x BROWNII

**DROPMORE SCARLET Honey-suckle** - Glossy green vine with scarlet, tubular shaped flowers from summer to fall. Prefers full sun. **Zone 3.**



## PARTHENOCISSUS

**QUINQUEFOLIA ENGELMANII – Engelman Ivy** - Self clinging, vigorous, woody vine with glossy green leaves. Brilliant red autumn color. Grows to 30 ft high. **Zone 3.**



**TRICUSPIDATA - Boston Ivy -**

Vigorous, woody, self clinging climber with bright green leaves that turn brilliant red to purple in autumn. 30 ft high. Excellent on brick walls.

**Zone 4.**



## Perennials

### ALCHEMILLA MOLLIS

**LADY'S MANTEL** - Leaves are kidney shaped, and flowers are frothy clusters of greenish yellow that appear in early summer. The long-lasting blooms are a soft, sensuous shade that blends remarkably well with a range of colors. Grows 18-24 in. high and wide. **Zone 3.**



### ARTEMISIA

**ARTEMISIA 'SILVERMOUND' -**

This non invasive Artemisia forms a perfect dome of densely cut, silvery grey, silky-haired leaves with insignificant flowers. Grows 10-12" tall and 12-23" wide. **Zone 3.**




## ASTER

**WOODS PURPLE Aster** - Woods purple is compact in habit and has improved disease resistance. Small, semi-double, blue-violet to purple flowers with yellow centers bloom in late summer to early fall. Grows 12-18 inches tall and wide. **Zone 4.**



## ASTILBE

**Red, Pink or White** - Feathery flower plumes that make excellent dried flowers. Tolerates boggy soil and grows beautifully in shade. 24" tall. **Zone 3.**



## BERGENIA CORDIFOLIA 'BRESSINGHAM RUBY'

**HEARTLEAF Saxifrage** - Distinctive heart shaped leathery leaves are thick and glossy. Forms an expanding yet not invasive clump. Excellent ruby red fall and winter foliage. Pink flowers in spring plus some fall re-bloom. Grows 12-15 inches tall X 18- 24 inches wide. **Zone 2.**



## BRUNNERA MACROPHYLLA 'JACK FROST'

**Jack Frost Brunnera** - Silver heart shaped leaves, edged with a green border and with green veining. Bright blue flowers in spring. Full shade. Grows 12" tall x 24" wide. **Zone 4.**



## CAMPANULA CARPATICA

**Bellflower** - The plant forms a neat mound of light green foliage about a foot wide and 6-8 inches tall. Bell-shaped flowers are produced on thin, wiry stems from mid-summer to early fall. Full sun to partial shade in fertile, well-drained soil. Blue Clips and White Clips shown here. **Zone 3.**




## COREOPSIS VERTICILLATA 'MOONBEAM'

**MOONBEAM Tickseed** - Clusters of light yellow, daisy-like blooms and green airy fernlike foliage. Moonbeam blooms from June through October. Mildew resistant, drought tolerant. Needs well drained soil and full sun. Grows 24" high and 18-24" wide. **Zone 4.**



## DELOSPERMA

**FIRE SPINNER ICE Plant**– Amazing tri-colored flowers cover a tight, fast spreading mat of succulent ever-green foliage. Covered in spring blooms, reblooming throughout summer. Drought tolerant. Grows 2 inch tall X 12-18 inches wide. **Zone 5.**




## ECHINACEA PURPUREA

### MAGNUS - Purple Coneflower

- Exceptionally large flowers with petals held more horizontally than other coneflowers. Grows 2 ft wide and up to 3 ft tall on strong stems and blooms from July until October.

**Zone 3.**



### SOMBRERO Series-

A new series of Coneflower bred to produce well-branched, sturdy and compact plants featuring a high bud count. Available in Burgundy, Orange, White and Yellow. Grows 18-14 inches. **Zone 4.**



**POWWOW WILDBERRY-** Large, deep rose-purple flowers bloom from late spring to fall. Grows in an upright clump on sturdy, well-branched stems that don't require staking.

Grows 2-3' tall X 1-1.5' wide. **Zone 3.**

**POW WOW ALSO AVAILABLE IN WHITE**



## HEMEROCALLIS

**AUTUMN RED Daylily** - Brilliant red flower with yellow vein and throat. Dependable re-bloomer. Grows 39" tall. **Zone 3.**




**PARDON ME Daylily**— This fragrant selection features small cranberry-red flowers with a yellow throat. Midseason. Repeat bloomer. Plants do not usually require dividing for several years, but are easily split apart in fall or early spring. Grows 16-18 inches high and 23-29 inches wide. **Zone 2.**



**HEMEROCALLIS 'Purple D' Oro'** - Has a ruffled blooms that are lavender in color and with a yellow throat on semi-evergreen foliage. Purple De Oro is related to the very popular Stella D' Oro Daylily and will bloom from June through October. It is a re-bloomer. Grows 12-24" high and wide. **Zone 3.**



**STELLA DE ORO Daylily** - Our most popular daylily. Grows only 12" tall. Covered with bright yellow flowers throughout the summer. Long blooming season. **Zone 3.**



## HEUCHERA

**PURPLE PALACE - Coral Bells** - This is an excellent choice for planting towards the edge of a border. Plants form a low mound of maple-shaped leaves, from bronzy-green to rich purple-red. Spikes of small creamy-white flowers appear in early summer. Grows 12-20" and 12-18" wide. **Zone 4.**



**PEACH FLAMBE Coral Bells**- bright peach-colored leaves infused with flaming red from spring to fall, turning to plum-purple as the weather cools. Grows 7 inches tall X 14 inches wide. **Zone 4.**

## HOSTA

**ELEGANS Hosta**- Big bold plant for the shade garden with striking, metallic blue-green leaves. Larger than other selections. Grows 2.5' tall X 4' wide. **Zone 3.**

**GUACAMOLE Hosta**- Foliage is a soft avocado yellow with streaks of slightly darker blue-green. Large, white lavender blooms release a soft, sweet fragrance. Grows 18 inches tall X 24 inches wide. **Zone 3.**

**PATRIOT Hosta**- Variegated, oval leaves have deep green centers and wide irregular white margins. Grows 1-1.5' tall X 2-2.5' wide. **Zone 3.**



**WHIRLWIND Hosta-** The dramatic slightly twisted white, yellow and yellow-green leaves with an irregular dark green margin create a whirlwind effect. Grows 16 inches tall X 32 inches wide. **Zone 3.**



## HELLEBORUS

Large, blooms of rich pink with deep, cherry red centers or double dark purple. Neat clumps of deer resistant, ever-green foliage. Blooms late winter -early spring. Grows 18-22 inches **Zone 4.**



## IRIS SIBIRICA

**BUTTER & SUGAR Iris** - Buttery yellow outer petals and creamy white inner petals make this iris a most unusual selection. Blooms late spring to early summer and is excellent for water gardens and mass plantings. Prefers moist conditions. Grows 28" tall. Deer resistant. **Zone 4.**



**CAESAR'S BROTHER Iris** - Intense blue flowers in late spring. Slightly bluish green leaves. Best used around pools, ponds, banks and erosion control. Prefers moist soil. Grows 36" tall. Deer resistant. **Zone 3.**



## LAVANDULA ANGUSTIFOLIA

**HIDCOTE Blue Lavender** - Best color of all Lavenders. Strong spikes of lavender blue flowers in summer above silvery grey-green foliage. Grows 15-18" tall. **Zone 5.**



**LAVANCE DEEP PURPLE Lavender** - Blooms first year. Deepest purple-blue color without bleaching. Strong branching. Highly scented. Grows 10-12 inches. **Zone 5.**

**MUNSTEAD Lavender** - Compact and early flowering. This is a fragrant robust lavender and, due to its short size and tightly held blooms, makes a great hedge. Grows 12 - 18 inches. **Zone 5.**



## LEUCANTHEMUM x SUPERBUM ‘

**SNOWCAP DWARF SHASTA Daisy** - Dwarf variety, large white daisy flowers, Long lasting. Remove spent blooms to encourage re-blooming. Grows 10-14 inches tall X 12 inches wide.

**Zone 5.**



**BECKY SHASTA Daisy** - large white single blooms. Sturdy flowers remain attractive even after a hard rain. Foliage grows 1' tall X 2' wide. Flowers grow 2-3' tall. **Zone 5.**

## MATTEUCCIA STRUTHIOPTERIS



**Ostrich Fern** - Large vase shaped fern. The long arching light medium green leaves are slender at their bases and widen dramatically before their tips. Spreads widely by underground runners. Grows 3-6ft tall and 2-3ft wide. Deciduous.

**Zone 3.**

## NEPETA X FAASSENII

**WALKERS LOW** - Lovely blue violet flowers accent aromatic grey green foliage. Its long season of bloom and carefree habit. Grow 30 inches high and 3 ft wide. **Zone 3.**



## PACHYSANDRA TERMINALIS

**GREEN SHEEN Japanese Spurge** - Excellent ground cover for shady areas. Attractive stems with extremely glossy bright green leaves. Will provide ground cover under pine trees. A slow spreader and grows 8-10 inches tall. **Zone 3.**



## PHLOX SUBULATA



**CREeping PHLOX**— A carpet of flowers, excellent for a groundcover or accent, perfect for banks, tolerates some drought once established. Evergreen foliage. Grows 6 inches tall X 3' wide. **Zone 3.**

**Candy Stripe (Pink & White) Emerald blue, Emerald pink (Red) and Snowflake (White).**

## PEROVSKIA ATRIPLICIFOLIA

**RUSSIAN SAGE** - Silvery grey-green foliage with airy lavender purple flowers from summer to frost. Left uncut, foliage is attractive in winter. Grows 3 to 5ft tall.  
**Zone 4.**



**LITTLE SPIRE RUSSIAN SAGE** - Violet-blue spikes, fragrant silvery foliage. This cultivar was selected for its relatively short, upright habit which prevents the leaning that is typical of the species. Wonderfully long blooming period from late summer to fall. Grows to 2ft tall. **Zone 4.**



## RUDBECKIA FULGIDA



### **LITTLE GOLDSTAR- DWARF BLACK EYED SUSAN**

More proportional and compact than the original. Standing just knee high. It offers more blooms on a tighter habit. Grows 14-16 inches tall and wide.  
**Zone 4.**

**BLACK EYED SUSAN** - Brilliant golden daisy flowers with black, coned centers that remain and give winter interest. Makes an excellent cut flower. Long bloom period. Grows 24-30" tall.  
**Zone 3.**



## SALVIA NEMOROSA

**MAY NIGHT** - This drought-tolerant perennial is noted for its deep indigo– violet blue flowers. It forms an upright clump. Grows 18-23 inches tall and wide. **Zone 3.**



## SEDUM SPECTABILE

### **Autumn Joy Stonecrop -**

Blooms pink in August, turning to salmon, then dusty red. Excellent dried flower. Leave flower heads uncut for winter interest. Grows 18" tall.

**Zone 4.**



**ANGELINA Stonecrop -** A terrific bright yellow groundcover for sunny areas with poor dry soil. Grows 4-6 inches tall X 1'-2' wide. **Zone 3.**



### **LIME ZINGER Stonecrop—**

Small lime-green leaves outlined in bright cherry-red, Pink flowers appear in late summer lasting several weeks. 'Lime Zinger' is part of the SunSparkler series. Grows 6-9 inches tall and 12– 18 inches wide. **Zone 4.**

## THYMUS PSEUDOLAGNUGINOSIS

**Woolly Thyme** - A ground cover with woolly gray-green foliage. Excellent for use between flagstones or in a rock garden. Tiny pink flowers bloom in late spring. Grows half inch tall and will spread 3 ft. **Zone 5.**



## THYMUS SERPYLLUM



**ELFIN Creeping Thyme** - Dainty silver-green foliage adds character to rock gardens, and provides an interesting texture to pathways; small pink blooms appear in late spring. Grows to 4in. high X 8in wide. **Zone 3.**

## VERONICA SPICATA 'ROYAL CANDLES'

### DWARF SPIKE SPEEDWELL -

Forms a low bushy mound of dark green leaves, bearing short spikes of bright blue flowers in early summer for several weeks. A vigorous upright grower. Grows 15-18 inches high X 15 inches wide. **Zone 4.**



## VERONICA SPICATA 'RED FOX'

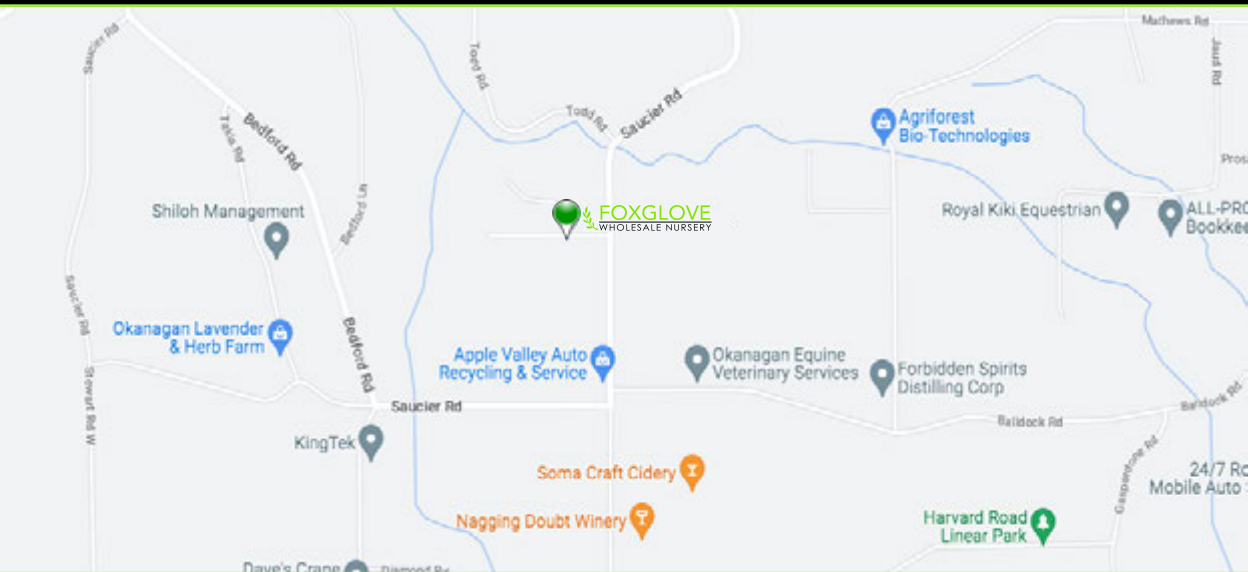
**RED FOX Speedwell** - A most charming veronica. It has lance shaped, glossy, deep green leaves and upright, rose-pink flower spikes that bloom throughout summer. Grows 12-18" tall. **Zone 3.**



## VINCA MINOR

**Periwinkle** - Lavender blue flowers bloom on this evergreen ground cover in May or June. Performs best in rich, evenly moist, well drained soil and prefers part sun to shade. Grows 6 inches tall and spreads up to 3 ft.  
**Zone 4.**





## BULK MATERIALS

SOIL

COMPOST

OGOGROW

MULCH

BONE MEAL

PLEASE CALL FOR AVAILABILITY AND PRICING